

BLUE ELK KLONDIKE DERBY



**January 15,16 & 17th 2021
AMERICAN LEGION FARM**

Blue Springs, MO

Troop Guidebook

**Adventures Begin with
Curiosity**

2021 KLONDIKE DERBY – TROOP GUIDE

Klondike Notes

2021 KLONDIKE DERBY – TROOP GUIDE RULES and REGULATIONS (PLEASE READ CAREFULLY, THEN RE-READ)

REGISTRATION and TROOP REGISTRATION Forms

The 2021 Blue Elk District Klondike Derby will be held on January 16, 2021, at the American Legion Farm in Blue Springs, MO. Approximate attendance figures are required so we can plan for the proper number of patches, ribbons, awards, and materials.

REGISTRATION DEADLINE IS FRIDAY, JANUARY 8, 2021.

**THERE WILL BE NO WALK-INS TO THE EVENT EXCEPT FOR THOSE ATTENDING THE
ORDER OF THE ARROW CALL OUT SATURDAY EVENING**

Each Troop **MUST** either register on-line at <https://www.hoac-bsa.org/blue-elk-activities-and-camping> or submit a Unit Registration Form (see *Page 6*) and payment to:

Heart of America Council – BSA
Attn: 2021 Blue Elk District Camporee
10210 Holmes Rd
Kansas City, MO 64131

**TROOPS PLANNING TO CAMP FRIDAY NIGHT MUST BE REGISTERED FOR FRIDAY
CAMPING NO LATER THAN ROUNDTABLE – THURSDAY, JANUARY 7, 2021**

DIRECTIONS

I-70 to Adams Dairy Pkwy., South 1 mile to 40 Hwy., East 0.4 mile to Legion Dr., North to Klondike.

COVID-19 PRECAUTIONS AND PROCEDURES

- ***ALL PARTICIPANTS AND STAFF MUST TAKE TEMPERATURES DAILY AND RECORD ON HOAC ACTIVITY PRE-SCREENING FORM FOR 7 DAYS BEFORE THE EVENT***
- ***ALL PARTICIPANTS AND STAFF WILL BE REQUIRED TO HAVE PARTS A AND B OF THE BSA ANNUAL HEALTH AND MEDICAL RECORD***
- ***ALL PARTICIPANTS AND STAFF WILL HAVE TEMPERATURE TAKEN UPON ARRIVAL. ANYONE REGISTERING A TEMPERATURE OF 100.4° OR HIGHER WILL NOT BE ALLOWED TO STAY. THIS INCLUDES ALL IN THE VEHICLE WITH THAT PERSON***
- ***Masks are required unless eating and drinking and must be provided by***

each individual

- *Please maintain physical distance of at least 6 feet apart as much as possible*
- *Units are encouraged to utilize single occupancy for tents unless Scouts are related and reside in same household*
- *Units should reinforce frequent hand washing and are expected to provide their own handwashing stations along with appropriate soap and hand sanitizer*

FORMAT

This year's Klondike Derby will utilize the trails and open spaces of the Legion Farm. We will again have differing levels of Scouting skill required for some Challenges, based on the age of the Patrol members. Immediately following sled check-in, each Patrol will be issued an itinerary card, and then the Patrol will take their sled to the Eagle River waypoint for sled judging. The itinerary card shows which Challenge you **MUST** start at. Sled teams will maneuver an obstacle course for time as part of their itinerary. Please be sure to start at the correct Klondike Challenge.

ROLE OF TROOP ADULTS

A Troop Adult **MUST** accompany each sled, **BUT** their **ONLY** role is to promote Scout Spirit and make sure boys are both **Safe** and **Having Fun!** The idea behind this is for the Patrols to do the Challenges and solve whatever problems they encounter **ON THEIR OWN!** Of course, you should train them **BEFORE** they come to Klondike, but stay **OUT** of it once you're there.

Any instruction required will be done **ONLY** by Klondike Staff members, and then solely at their discretion. Adults and Scouters should absolutely avoid instructing the Scouts while they're at a Challenge. Points **WILL** be deducted from scores based on the extent to which the adults do not follow this concept. Adults and Scouters are Cheerleaders and fans. They are **NOT** coaches or instructors during the Klondike Challenges. Leave "instruction" to Klondike Staff **ONLY!**

REGISTRATION FORM

Each Troop must complete both the Youth and Adult Attendance Rosters, showing each person that will be either Camping or Attending the Saturday Klondike Derby (or both). A Klondike Derby registration fee for Scout Youth, Webelos, and all Adults, along with a copy of the Registration Rosters must be turned in to Klondike main headquarters on Saturday, as soon as possible after your arrival at the Legion Farm.

Check-in is on **Saturday, January 16** from 8:00 A.M. to 11:00 A.M. If you arrive on **Friday to camp**, please wait until Saturday morning to bring registrations to Main Headquarters.

PARKING

Parking is not allowed along Legion Dr. Please park only in the designated parking areas. Troop trailers will be allowed to be parked near the campsite. The towing vehicle will have to park in the designated parking area. Only Staff may be parked at the Klondike Headquarters.

KLONDIKE DERBY SLED TEAM SPECIFICATIONS

1. Natural Patrols, where possible, but no more than a Patrol of eight members.
2. The Patrol must be registered with members' names on the Registration Form before 11:00am on Saturday, January 16, verified and signed by Troop Scoutmaster and Sr. Patrol Leader.
3. Everyone should be properly clothed for the weather conditions.
4. Klondike sleds should be built or maintained by Patrol members as a Patrol project.

NUGGET OR COIN POUCH

Each Patrol will need a good-sized, sturdy nugget pouch. The pouch may be constructed from any suitable material, such as leather or canvas, **or** you may use a **small** backpack or fanny pack. Mark each Patrol's pouch with Troop number and Patrol name. All scoring will be based on nuggets in the pouch at the finish and will NOT be compared with scorecard. Patrols must be VERY CAREFUL with their Gold Nuggets! NO RE-COUNTS, fellows!!

SLED CATEGORIES

There are two sled categories: **Traditional** and **Rustic**. The "**Traditional**" may be made of dimensioned lumber, while the "**Rustic**" version is of natural materials (trees, shrubs, vines, etc.) Watch out for poison ivy! A **Rustic** sled must be lashed and built using methods that early dog-sledders might have used, including dovetails or mortise-and-tendon joints, pegged and glued. Use hardwood dowel pins for pegging. Diagrams of some possible sled designs can be found in this Klondike Guidebook. They are NOT the only designs that may be used, but are only guides. You CAN build a Better Dogsled!

PATROL COMPETITION CLASSES

We will differentiate between Scouting skill levels with three divisions:

- Pedro patrols – First-time participants ONLY, no one over 12 years old.
- Intermediate patrols – Mixed skill level Patrols, no one over 15 years old
- Challenge patrols & Venture Crews – Boys 16 and above and registered Venture Crews.

Challenge patrols may also be mixed age Patrols which do not qualify for Pedro or Intermediate patrol status. A Venture Crew may be co-ed, of course.

KLONDIKE COMMITTEE RULINGS ARE FINAL

THE 2021 KLONDIKE DERBY COMMITTEE WILL HAVE THE FINAL AUTHORITY ON ANY AND ALL PROTESTS. We will help with any problems you may have, but if arbitration is unsuccessful, the Klondike Committee decision will be final..

EQUIPMENT NEEDED ON SLED

- Patrol Flag Clipboard and pencil
- Nugget pouch w/ Troop # and Patrol Name
- First aid kit (including items for severe cuts and splinting materials. Refer to Scout Handbook (pp. 127-129) for other suggestions)
- Compass
- 6 – 5-foot Scout staves
- One gallon of drinking water
- Cups - One for each Scout
- Sack Lunch for each Scout
- Rain gear for each Scout
- 6 – 6-foot ropes with ends whipped or end-spliced (either acceptable)
- **Bow Saw with a SHARP (New?) blade Guard for Bow Saw blade ON THE SAW!**
- Commando Rope for each Patrol / Crew member
- Fire starter material
 - Pedro Patrols- 2 matches, birds nest
 - Intermediate- **Flint and Steel**, charred cloth, bird's nest
 - Challenge-**Block & Bow**, charred cloth, bird's nest
 - **Every Patrol needs to bring firewood
- Skillet & Spatula
- Ingredients for an Omelet
- Large Blanket for emergency warming
- “Blue” tarp for Stretcher/Shelter
- Scout handbook
- **ALL** Patrol Members need a VALID Totin’ Chip
- One gal. Ziploc bag for score sheet
- Large trash bag
- Snow shoes

NORTH POLE

The NORTH POLE will be located near Klondike HQ. Road signs will be posted to point the way to the various Challenges. Look for these road signs or ask a Klondike Staff member for help.

BOW SAWS

Bow saws are needed for the Sawing Challenge, and may be needed by the Patrol for other portions of the competition depending on how they go about resolving the problems. So, they need to be VERY sharp. The Klondike Chair recommends that a brand-new blade be purchased just for the Klondike. Because a new blade is so extremely sharp, a REQUIREMENT has been added that a Bow Saw Blade Guard be a part of the Patrol Sled Equipment, AND the guard be properly installed on the saw, protecting the sharp blade, except when the Patrol is sawing.

An excellent blade guard is a length of 5/8" garden hose, slit to admit the blade, then a length of 1/8" cord be attached to the guard and wrapped around the guard and blade to protect everyone who handles the saw. During the Sawing Challenge, the Patrol will be graded on (1) whether they have a sharp bow saw, (2) whether the saw guard is properly installed and (3) whether the blade guard is firmly attached to the saw.

TOTIN' CHIP REQUIRED

Because of the possibility of injury, a Totin' Chip will be a required part of the Patrol's sled equipment. ALL of the Patrol's members must be a holder of a valid Totin' Chip. A "Valid" Totin' Chip is one on which at least one corner is left. Every member of the Patrol is required to have a valid Totin' Chip, if you are going to saw ONE is required.

2021 Blue Elk District Klondike

Troop# _____ Patrol Name _____ Skill Level P I C

Town and Event	Scout Spirit Nuggets	Scout Skills Points / Time	Total	Hunting Guide Int
Kodiak				
Bear bag				
Knots				
Skagway				
Lashings				
Survival Shelters				
Anchorage				
First Aid Kit				
Splint and Blindfolded Stretcher Carry				
Fairbanks				
Compass Course - one scout in snow shoes for the entire course.				
Homer				
Archery				
Tomahawks				
B-B-Guns				
Juneau				
Whiteout Walk				
Spider Hole				
Barrow				
Firebuilding				
Cooking				
Total				

THE KLONDIKE CHALLENGES AND TIME

There are FIFTEEN (15) competitive Challenges, including the Sled Competition Judging. Patrols will probably take more than 5 hours to finish the whole thing. From Start Time at 8:30AM to Finish Time at 3:30PM, with time out for Lunch, there are only SIX HOURS AND FIFTEEN MINUTES!

TWENTY MINUTES PER EVENT

With fifteen events, there is limited time to complete each event, so plan on TWENTY MINUTES for each event, which includes the time to travel, stand in line, and then actually perform the event. The Patrol needs to be organized and on its toes to complete the entire Derby and do so with a good score. Troop Adults should be Cheerleaders, promote Scouting Spirit, and make sure the boys both are **Safe** and have **Fun**. Let the Patrols solve their own problems. See the “**Role of Troop Adults**” on Page 2. Staff, **not** Troop adults, are “Instructors”!

SLED CLASSES AND FIRE-BUILDING

Fire-building will be judged based on the class in which the sled is competing. The Fire-building and Cooking event has three different requirements depending on Sled Class.

1. **Pedro** class: the fire may be built using **Matches** with no penalty.
2. **Intermediate** class: MUST USE **Flint and Steel** for full credit for fire-building. If the fire must resort to Matches, there is a 3-point penalty.
3. **Challenge** class: MUST USE **Fire-By-Friction Method** for full credit for fire-building. If the Patrol must resort to Flint and Steel, there is a total 3-point penalty. If it must resort to Matches, there is a total 5-point penalty.

The classification in which the sled is competing is shown on the Patrol’s **Itinerary Card**.

1. *Build and start a fire*
2. *Cook an Omelet of UP TO 3 INGREDIENTS. Omelet must be edible.*
3. *Do it quickly, this is a timed event.*

2021 KLONDIKE DERBY SCHEDULE

8:00 AM - 11:00 AM: Check in at Klondike Derby Headquarters. Receive your itinerary card and map for your day's Challenges. Present sled for judging. After sled is judged START! GO! HAVE AT IT!

8:30 AM (or AFTER Registration and Judging) – 12:15 PM: Start at the 1st city on your list. After the 1st city you go to the next one on the list. Follow the list until you have been to every city.

Upper shelter (**North Pole**) open for hot chocolate, coffee, and medical needs

12:15 PM: HORN SOUNDS – LUNCH BY PATROL. If a patrol is on the derby trail when the lunch horn sounds, they are to immediately stop and eat their lunch. If a patrol is in the middle of an event, finish the event before stopping for lunch. Patrols will have about 30 minutes to eat.

12:45 PM: HORN SOUNDS – KLONDIKE DERBY RESUMES

3:30 PM: HORN SOUNDS – END OF KLONDIKE DERBY.

ALL PATROLS MUST TURN CARDS IN TO KLONDIKE DERBY HEADQUARTERS AS SOON AS POSSIBLE AND NO LATER THAN 4:00 PM

4:00 PM: ALL CARDS ARE DUE IN TO KLONDIKE DERBY HEADQUARTERS

4:30 PM: Closing Ceremony at **North Pole** (the back porch of Main Building).

5:00 PM: Break Camp and Go Home!** SEE YOU NEXT YEAR!

***** Troops are permitted to camp Saturday night*****

Klondike Event Descriptions

****Note:** This list is subject to change before the date of contest**

Sled Preparation and Equipment: Each Patrol will have their Sled inspected for all required equipment and for proper packing (nothing should fall out when the sled is inverted). Sleds will be judged for practicality and inventiveness prior to the event starting. Patrol pictures will be taken with their sleds at this time.

Compass Course: Can you orient the map and find the correct bearings between the events? One scout will need to wear snowshoes throughout the whole course.

Fire building & Cooking: Each patrol must light a fire using the method for their skill level. Then cook an Omelet over that fire. (Timed and scored on end product) The more ingredients (Max 3) the higher your score.

Bear Bag / Knots: You are setting up camp for the night, and bears are reported in the area. Store all food items in a bag and properly tie it up in the tree. (Timed). Each patrol member will be required to correctly tie five basic knots. (Square knot, bowline, 2 half hitches, clove hitch, and Timber Hitch)

Spider Hole: A vertical spider web with a hole approximately 1 m off the ground is constructed between two trees with rope. Patrol passes all its members and sled through the hole without destroying the web. (timed)

First Aid Kit Inspection/Splint and Blindfolded Sled Carry: Each sled should have a patrol first aid kit. At the station, the patrol kit is examined and Scouts asked to comment on the use of various items. Each Patrol is then required to care for a casualty with a broken leg. After splinting, place the casualty correctly on sled for transport. Four blindfolded Scouts carry a fifth Scout (not blindfolded) on a sled around a course following directions given by the Scout on the sled. Sled must be picked up and carried by scouts.(blindfolded sled carry-timed)

Whiteout Walk: A rope is strung between trees along a zigzag route. Scouts are blindfolded, spun around, and have their hands placed on a rope. They are timed as they follow the trail. The backstory is that there is white out weather conditions and they must follow a previously established trail.

Archery: Take careful aim and shoot at game targets for accuracy and fun.

B-B Guns: Another shooting competition. How good is your aim?

Build a Survival Shelter/ Lashings: Patrol demonstrates lashings in the construction of a shelter. Each Patrol will be required to build a Survival Shelter large enough that **every** member of the patrol can fit inside without getting wet from the rain or snow.

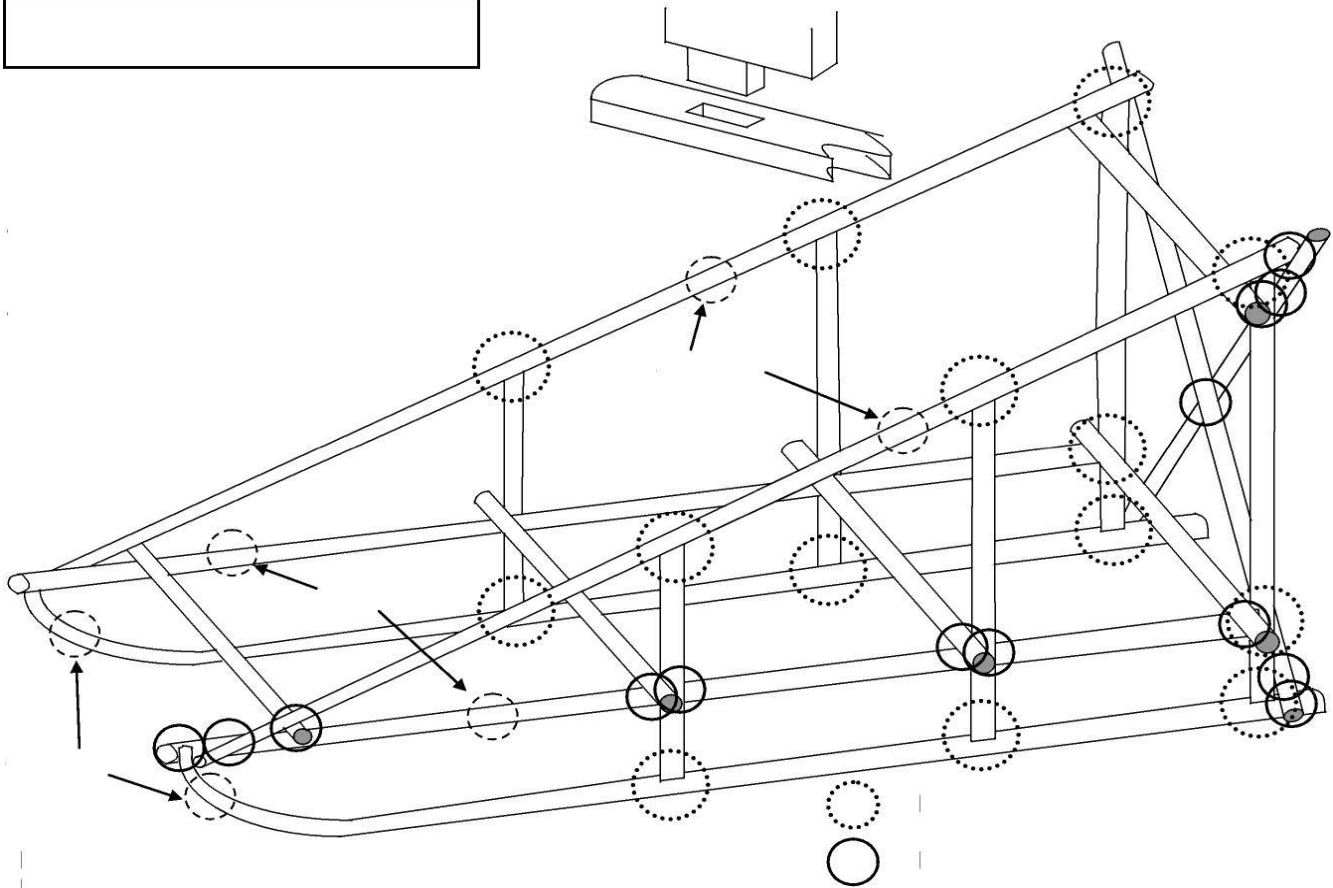
Tomahawk Throw: How well can you throw a tomahawk and hit the target.

North Pole – Finish and Closing: Turn in your Team’s Score Card and weigh your Nuggets. The Great Race is over!

Klondike Rustic Sled

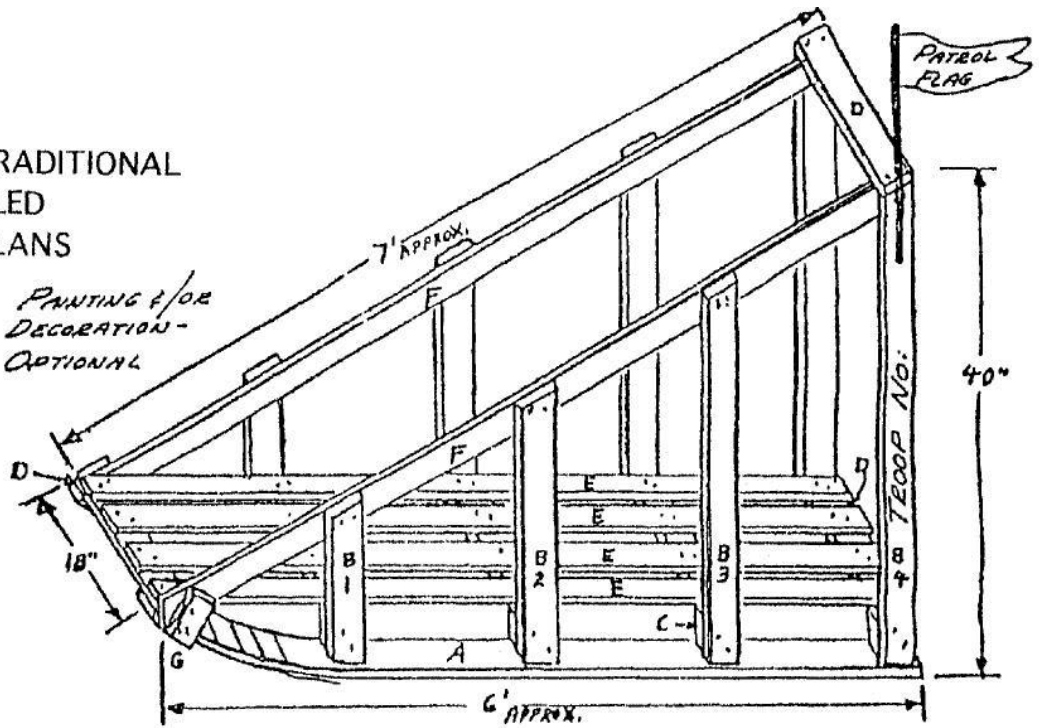
Materials List:

- 2 – 1 1/2" x 10' Dried wild hickory or ash poles for Runners (smaller end needs to be bent)
- 4 – 1" to 1 1/4" dried poles for Bed and Side rails
- 2 – 3/4" x 3' dried poles for rear cross braces
- 4 (at least) – 3/4" x 18" Bed cross poles
- 4 doz. – 3/16" hardwood pins for connections
- 1 – bottle Woodworking furniture glue
- 1 – 1200-ft artificial sinew for lashings

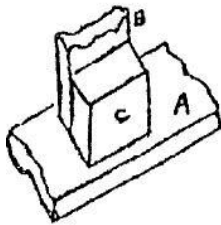


TRADITIONAL
SLED
PLANS

*PAINING &/OR
DECORATION -
OPTIONAL*

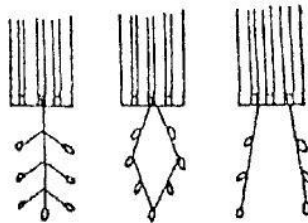


Scrap wood - NO METAL parts (front runners may be supported



BILL OF MATERIALS			
PART	KEY	# PIECES	DIMENSIONS
Runner	A	2	1" x 4" x 6'8"
Uprights	B4	2	1" x 4" x 3'6"
	B3	2	1" x 4" x 2'8"
	B2	2	1" x 4" x 1'9"
	B1	2	1" x 4" x 10"
Upright Supports	C	8	2" x 4" x 4"
Cross Supports	D	6	1" x 4" x 1'6"
Floor strips	E	4	1" x 4" x 6'
Hand Rails	F	2	1" x 2" x 7'
Front Supports	G	2	1" x 4" x 6"

*SUGGESTED TOWING
BRIDLES
(ROPE)*



Sled Judging – **Rustic**

TROOP

PATROL

CLASS

10 points	Sled made from hardwood, little or no soft wood
10 points	Made or maintained by the Patrol members
10 points	No metal fasteners – No screws, nails, clamps
10 points	Joints are handmade with hand tools
10 points	Lashings tight, using sinew, “natural” rope
10 points	All the required items are secured to the sled
10 points	PATROL YELL
30 points	EQUIPMENT LISTED BELOW

Judge’s Initials _____ TOTAL POINTS
 (Maximum score: 100)
 Patrol Leader’s Initials _____

NO MAGNESIUM FIRE STICKS

Patrol Flag	6 – 6-foot ropes with ends whipped or end-spliced (either acceptable)	First aid kit (including items for severe cuts and splinting materials)
Clipboard and pencil		
A “Blue” Tarp	Rain gear for each member.	
Nugget pouch, marked with Troop No. and Patrol Name	Bird’s Nest and Tinder for Fire	A Large Blanket
Compass	Charred Cloth	A trash bag for trash
One gallon of drinking water		
Cup for each Scout	Bow Saw with a SHARP (New?) blade	1 pair home-made snowshoes
Sack Lunch for each Scout	Guard for Bow Saw blade and the guard ON THE SAW!	
6 – 5-foot Scout staves		
At Least ONE Patrol Member with a VALID Totin’ Chip card	Skillet and spatula	1-gallon Ziploc bag for your score card.
Scout Handbook	Fire starting tools (matches, Flint &	
COMMANDO ROPE for each Patrol or Crew member.	Steel, Block and Bow)	

Sled Judging – Traditional

TROOP	PATROL	CLASS
10 points		Sled made from scrap material where possible
10 points		Made or maintained by the Patrol members
10 points		No metal runners - screws, nails, clamps are OK
10 points		Good building practices: Glued, screwed, braced
10 points		Design must have Angled or Curved runner fronts
10 points		All the required items are secured to the sled
10 points		PATROL YELL
30 points		EQUIPMENT LISTED BELOW

Judge's Initials _____ TOTAL POINTS
 Patrol Leader's Initials _____ (Maximum score: 100)

NO MAGNESIUM FIRE STICKS

Patrol Flag	6 – 6-foot ropes with ends whipped or end-spliced (either acceptable)	First aid kit (including stuff for severe cuts and splinting materials)
Clipboard and pencil		
A “Blue” Tarp	Rainy weather gear for each member.	
Nugget pouch, marked with Troop No. and Patrol Name	Bird's Nest and Tinder for Fire	A Large Blanket
Compass	Charred Cloth	A trash bag for trash
One gallon of drinking water		
Cup for each boy	Bow Saw with a SHARP (New?) blade	1 pair home-made snowshoes
Sack Lunch for each boy	Guard for Bow Saw blade and the guard ON THE SAW!	
6 – 5-foot Scout staves		
At Least ONE Patrol Member with a VALID Totin' Chip card	Skillet & Spatula	1-gallon Ziploc bag for your score card.
Scout Handbook	Fire starting tools (matches, Flint & Steel, Block and Bow)	
COMMANDO ROPE for each Patrol or Crew member.		

Klondike Derby Evaluation Form

We thought this year's Klondike was: Excellent Good Fair Bad

Please specify reason for rating:

What we liked the most:

What we didn't like at all:

What did you think of the theme?

Was the Scoring fair?

What was the boys' favorite Challenge? Why was it their favorite?

What Challenge did they like the least? Why?

What Challenge was the "coolest"? What made it so neat?

What was the "dumbest" Challenge? What made it so bad?

What is your opinion of the Camping? How was the Parking this year?

Did you camp over-night (Yes / No)?	How many nights?
-------------------------------------	------------------

Comments from the Adults:

Comments from the Scouts:

Additional Notes and Comments are invited on the reverse of this page.

Evaluation Additional Notes and Comments

UNIT # _____ Emergency Phone No. _____

Patrol:	Pedro	Inter	Chall.	Sled:	Rustic	Trad
Age			Age			
1.PL			5.			
2.APL			6.			
3.			7.			
4.			8.			
Patrol:	Pedro	Inter	Chall.	Sled:	Rustic	Trad
Age			Age			
1.PL			5.			
2.APL			6.			
3.			7.			
4.			8.			
Patrol:	Pedro	Inter	Chall.	Sled:	Rustic	Trad
Age			Age			
1.			5.			
2.			6.			
3.			7.			
4.			8.			
Other Youth Members: (Webelos, JASM, ASPL, Troop Guide, Instructor, O.A. Coord., etc.)						
		Job				Job
1.			4.			
2.			5.			
3.			6.			

Approved: Sr. Patrol Leader __ Total Scouts _ Total Webelos _____

ADULT REGISTRATION

TROOP: _____ **Camping?** Yes No

Scoutmaster: _____

1st Assistant Scoutmaster: _____ **Phone:** _____

2nd Assistant Scoutmaster: _____ **Phone:** _____

Other Adults:

Adult's Full Name	Phone Number
1	
2	
3	
4	
5	
6	
7	

No. Attending	Fee each	Total Fee
Scouts:	\$10.00	\$
Webeles:	\$10.00	\$
Adults:	\$10.00	\$
	TOTAL FEES	\$



Blue Elk District Klondike 2021

- What is it?** Klondike is a District event in which Boy Scouts participate in a winter skills competition. This information is being sent to all Scoutmasters and Committee Chairs. Please share this information with other adults, leaders and boys in your Unit.
- When & Where?** Saturday, January 16, 2021. Units may camp Friday, but camping out is not a required part of the event. Reservations must be made with the Klondike staff. The event officially begins at 8:00 a.m. on Saturday, and ends at 4:30 p.m. on Saturday. This event will be held at the American Legion Park in Blue Springs, MO.
- Supervision?** All units must have two-deep leadership in accordance with Youth Protection guidelines (Two Youth Protection Trained Adults over 21 years of age)
- Cost?** **Registration Fee Dec. 2020 to January 8th, 2021 - \$10.00**
- Refunds?** Refunds are not available due to the fact that program supplies and food are purchased based on the number of participants signed up. However, fees are transferable to another Scout or Adult.
- Registration:** Pre-registration is **REQUIRED** in order for us to provide materials to all participants. Please return the form below no later than Thursday, January 7, 2021. Rosters for names of youth and adults will be included in the Klondike Leader's Packet available at December Roundtable. Rosters of those attending will be required at Klondike Check-in.
- Insurance?** Liability, as well as Sickness and Accident Insurance is provided for all registered members and leaders of the Heart of America Council.
- More Info?** For questions or more information, contact: Marlene Curtis at cmar0469@gmail.com

Registration Form:

Troop/Crew (circle one) Unit # _____

Unit Contact: _____ Phone: _____

Email: _____

Youth _____ x \$10.00 each = Total Youth Fees: \$ _____

#Adults _____ x \$10.00 each = Total Adult Fees: \$ _____

Total Unit Fees Due: \$ _____

Cost Center 1-6801-136-20

Return to: Heart of America Council, BSA
Attn: Blue Elk District Klondike 2021
P.O. Box 414177
Kansas City, MO 64141-4177